

# BASO 4.0

## DIRECT/INDIRECT

### CERTIFICATIONS & COMPLIANCE

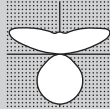


### FEATURES

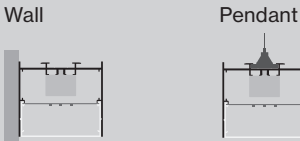


### PERFORMANCE

- Up to 117lm/W efficiency
- 500 / 955lm/ft
- CRI > 80 & CRI > 90
- Damp rated



### MOUNTING



### PATTERNS




For customization, please contact customer service

### FIELD-CUTTABLE FLEX

Down to 1/16"



[link to video](#)



### Catalog Number Example

BASO 4.0-PDT-BL-OPBW-30K-C80-UNV-010V-0500LF-0500LF-ST-48IN

A B C D E F G H J K M N

### A RANGE

BASO 4.0 BASO4 . 0

### B MOUNTING

**CS** Pendant P D T  
 Pendant in-line ACT T-BAR P A T  
 Pendant in-line ACT SLOT P A S  
 Pendant ACT center tile P A C  
 pendant suspension set includes cable suspension and one white power feeder with a white junction box cover  
 Wall mounted W A L

for black power feeds or junction box covers, please contact customer service

### C COLOR

**CS** White W H  
**CS** Black B L  
 Gray G R  
 Custom color RAL X X

trimless version available in white only

### D LENS

HP opal cover direct O P B W  
 batwing cover indirect

### E CCT

2700K 2 7 K  
**CS** 3000K 3 0 K  
**CS** 3500K 3 5 K  
 4000K 4 0 K

### F CRI

CRI > 80 C 8 0  
 CRI > 90 C 9 0

### G VOLTAGE

120V / 277V U N V

### H DIMMING

**CS** 0-10V 1% 0 1 0 V  
 Lutron EcoSystem L E S 1  
 Quantum, Vive, GRAFIK Eye, HomeWorks  
 Power over ethernet P O E C  
 consult customer service for compatibility  
 Custom dimming X X X X  
 consult customer service for compatibility

### I SENSOR (optional)

Integrated Sensor S E N  
 consult customer service for sensor request

### J OUTPUT LM/FT UP

**CS** 500lm/ft 100% ↓ 0 5 0 0 L F  
**CS** 750lm/ft 100% ↓ 0 7 5 0 L F  
**CS** 1000lm/ft 100% ↓ 1 0 0 0 L F  
 Custom lm/ft X X X X L F  
 custom lumen up to 1400 lm/ft

### K OUTPUT LM/FT DOWN

**CS** 500lm/ft ↑ 0 5 0 0 L F  
**CS** 750lm/ft ↑ 0 7 5 0 L F  
**CS** 1000lm/ft ↑ 1 0 0 0 L F  
 Custom lm/ft X X X X L F  
 custom lumen up to 1000 lm/ft

### L CIRCUIT / EM

**CS** Single circuit \*  
 EMC night light circuit N L C  
 EMB available in 4ft and 8ft E M #  
 Dual Circuit D C  
 \* leave blank

### M SHAPE / PATTERN

**CS** Linear / straight S T  
**CS** Linear / straight + flex inset S F  
 includes 1ft. field-cutttable section; only available for 4' and 8' segments  
 L-shape L S  
 □-shape (rectangular shape) R S  
 U-shape U S  
 Custom shape X X

### N DIMENSIONS IN INCH

**CS** Linear 4' 4 8 I N  
**CS** Linear 6' 7 2 I N  
**CS** Linear 8' 9 6 I N  
 Linear custom ## # I N  
 Linear flex inset ## # I N  
 includes 4' to 3' field-cutttable section  
 L-Shape ## # X ## # I N  
 U-Shape ## # X ## # X ## # I N  
 □-Shape ## # X ## # I N

for lengths including flex insets, round up to the nearest total foot length

### O CERTIFICATION (optional)

Red List Approved R L A

## Technical data

### BASO 4.0 DIRECT

Delivered Lumens	CCT	CRI	Input Watts	Luminaire Efficacy
500 lm/ft †	4000K	CRI > 80	4.1 W/ft	125 lm/W
750 lm/ft †	4000K	CRI > 80	6.1 W/ft	123 lm/W
1000 lm/ft †	4000K	CRI > 80	8.3 W/ft	120 lm/W

### LUMEN OUTPUT MULTIPLIER\*

Color Temperature	CRI	
	80+	90+
4000K	1	0.86
3500K	0.96	0.84
3000K	0.95	0.82
2700K	0.91	0.78

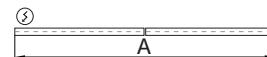
### BASO UPLIGHT

Delivered Lumens	CCT	CRI	Input Watts	Luminaire Efficacy
400 lm/ft †	4000K	CRI > 80	3.5 W/ft	114 lm/W
500 lm/ft †	4000K	CRI > 80	4.3 W/ft	116 lm/W
600 lm/ft †	4000K	CRI > 80	5.2 W/ft	115 lm/W
750 lm/ft †	4000K	CRI > 80	6.9 W/ft	109 lm/W
800 lm/ft †	4000K	CRI > 80	6.9 W/ft	108 lm/W
1000 lm/ft †	4000K	CRI > 80	9.4 W/ft	106 lm/W

## Patterns top view

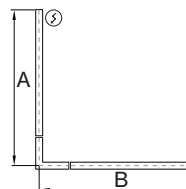
### LINEAR

A	FIXTURES	CODE
48"	1 × 4' linear	ST - 0 4 FT
96"	1 × 8' linear	ST - 0 8 FT
144"	3 × 4' linear	ST - 1 2 FT



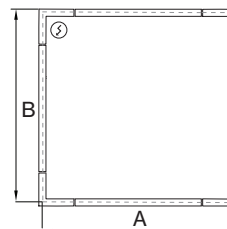
### L-SHAPE

A / B	FIXTURES	CODE
48" / 48"	2 × 2' linear + 1 × 2' × 2' corner	LS - 0 4 X 0 4 FT
48" / 96"	1 × 2' linear + 1 × 6' linear + 1 × 2' × 2' corner	LS - 0 4 X 0 8 FT
96" / 96"	2 × 6' linear + 1 × 2' × 2' corner	LS - 0 8 X 0 8 FT



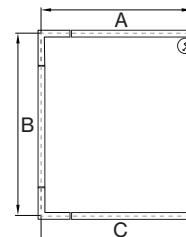
### □-SHAPE (rectangular shape)

A / B	FIXTURES	CODE
48" / 48"	4 × 2' × 2' corner	RS - 0 4 X 0 4 FT
48" / 96"	2 × 4' linear + 4 × 2' × 2' corner	RS - 0 4 X 0 8 FT
96" / 96"	4 × 4' linear + 4 × 2' × 2' corner	RS - 0 8 X 0 8 FT



### U-SHAPE

A / B / C	FIXTURES	CODE
48" / 48" / 48"	2 × 2' linear + 2 × 2' × 2' corner	US - 0 4 X 0 4 X 0 4 FT
48" / 96" / 48"	1 × 4' linear + 2 × 2' linear + 2 × 2' × 2' corner	US - 0 4 X 0 8 X 0 4 FT
48" / 144" / 48"	1 × 8' linear + 2 × 2' linear + 2 × 2' × 2' corner	US - 0 4 X 1 2 X 0 4 FT



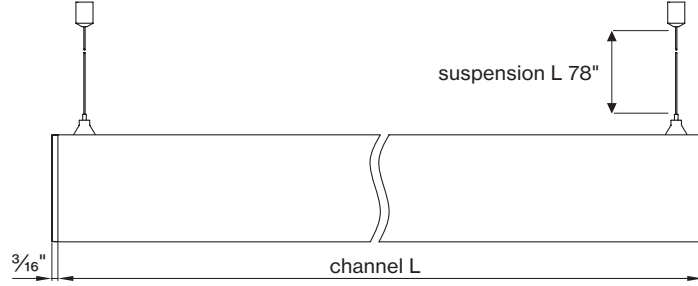
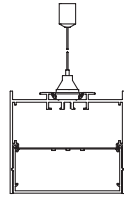
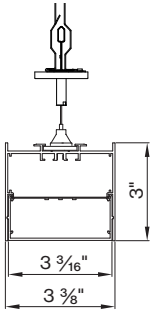
DIMENSIONS

**BASO 4.0**

PENDANT direct

direct / indirect

linear 4ft / 8ft

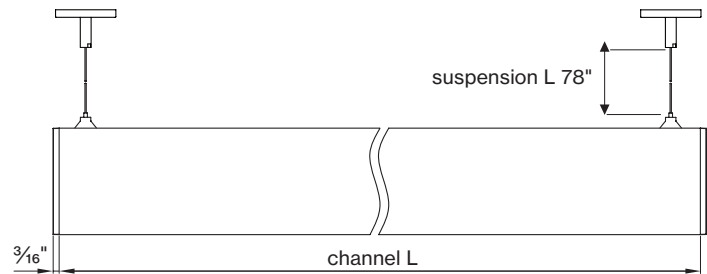
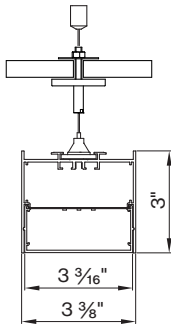
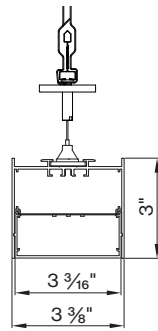
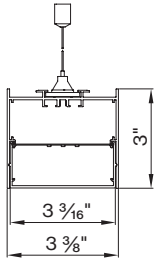


**BASO 4.0 SPECIALITY MOUNTING**

PENDANT ACT TBAR

PENDANT in-line ACT SLOT

PENDANT ACT center tile



**Declare.**

**BASO 1.5 2.5 4.0**  
**BASO Inc.**  
 Final Assembly: Collins, Connecticut, USA  
 LULU (Percentage: 71.6%)  
 End of Life Options: Recyclable (80%), Landfill (20%)

**Ingredients:**  
 Aluminum, 2-Phenylacetic acid, 2-methyl-, methyl ester, polymer with ethyl 2-oxobutanoate, Steel, manufacture, Chemicals, Copper chloride (CuCl2), Steel, mounting components, Polypropylene, Glass, 10- Hexamethylsiloxane (G-Axialene®) Clipper, Stainless Steel, Tin, Organic Silicon

ULC Temp Exception RECO2 - Small Electrical Components  
**Living Building Challenge Criteria:** Compliant

**H18 Red List:**  
 ULC Red List Free      % Disposed 100% at 100ppm  
 ULC Red List Approved      VOC Content: Not Applicable  
 Chlorinated  
 H10 Interior Performance: Not Applicable  
 H14 Responsible Sourcing: Not Applicable

BAS-0002  
 BOM 01/02/2025  
 Original Issue Date: 2023

INTERNATIONAL LIVING FUTURE INITIATIVE™ [www.livingfuture.com](http://www.livingfuture.com)

**BASO mounting instructions**

Get access to the BASO 4.0 mounting instructions faster by scanning the QR code.

<https://www.basolighting.com/resources/mounting-instructions/baso>

